



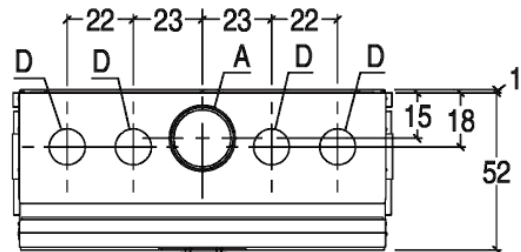
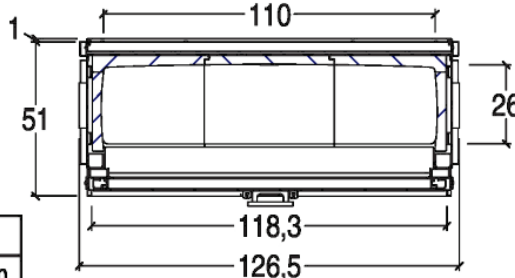
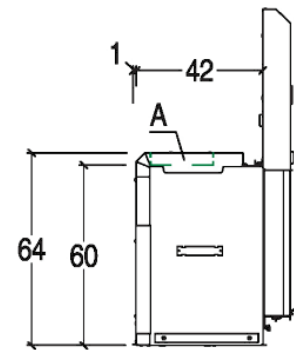
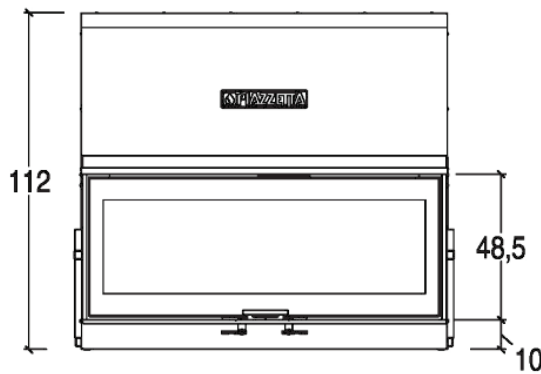
Available colours

\* Selected colours are available on request only; Please confirm stock availability.



Output range   Kw	6.5-14
Eco Design 2022 / Nom.   Kw	14
Heating Capacity   m <sup>3</sup>	405
Nominal Efficiency   %	78.9
Type	Built-In/Insert
Fuel Type	Wood
Max load / Nom. Cons.   Kg/h	3.8
Brand	Piazzetta
Category	Traditional Wood
Flue ø	200
Flue exit	Top
WxDxH   mm	1260 x 480 x 640
Weight   Kg	280
Hopper capacity   Kg	-
Finish	Steel, Aluker®
Ash tray	-
Glass cleaning air flow	Yes
Convection type	Natural, Opt. Forced
Multifire System	Optional
Dual power system	-
Ductable	Up to 10m
Power settings	-
Remote control	-
Energy saving mode	-
Humidifier	-
Warranty	5 Yr. Structural 2 Yr. Elec. & Mech. 10 Yr. Parts Availability

\* All warranties are subject to CRMS registration.



A	D
20 cm	12 cm

\*Unit of measure and model dimensions may vary. E&OE.